



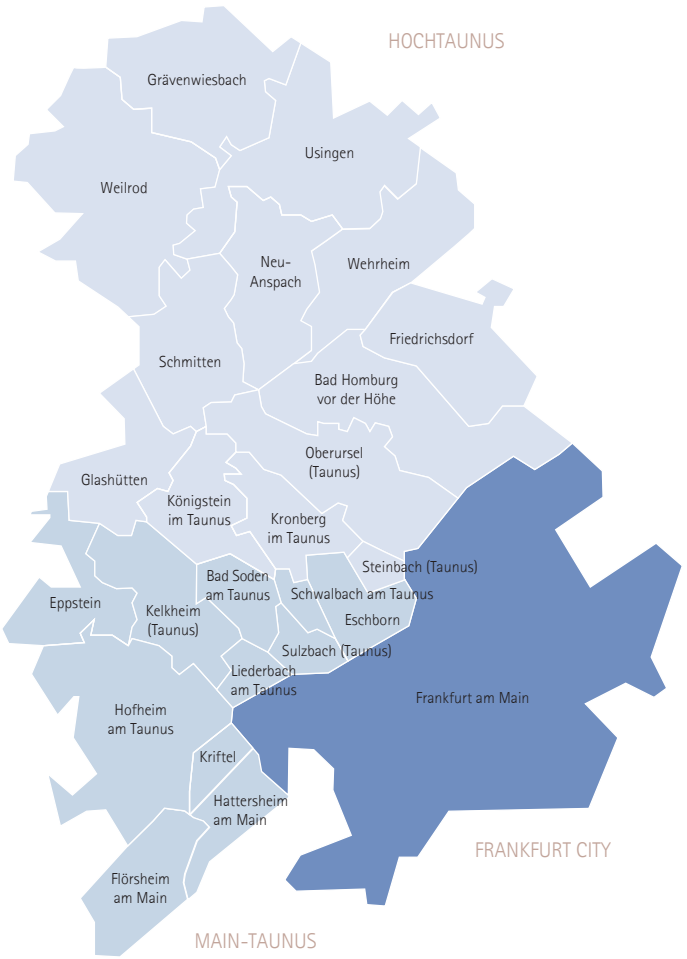
THE FRANKFURT CCI DISTRICT IN FIGURES 2022|2023



IHK

Chamber of Commerce and Industry
Frankfurt am Main

FRANKFURT CCI DISTRICT



AREA AND POPULATION

as of 31st December 2021

	Frankfurt CCI district	FC	HT	MT ¹
Area in km ²	933.2	248.3	481.8	203.1
Residents	1,217,231	759,224	237,041	220,966
Inhabitants per km ²	1,304	3,058	492	1,088

¹ Excluding Hochheim am Main (Wiesbaden CCI district)
Source: Statistical Office Hesse

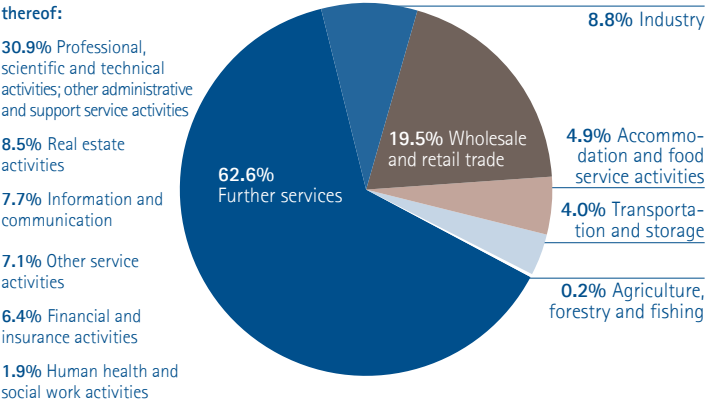
FRANKFURT CCI MEMBER COMPANIES¹

as of 1st January 2023

	Frankfurt CCI district	FC	HT	MT
Agriculture, forestry and fishing	181	52	80	49
Industry ²	9,014	5,118	1,995	1,901
incl.	Manufacturing	2,508	1,371	601
	Construction	5,266	3,253	1,041
Wholesale and retail trade; repair of motor vehicles and motorcycles				
thereof	Wholesale, retail trade and repair of motor vehicles and motorcycles	1,708	935	389
	Wholesale trade	6,920	4,115	1,423
	Retail trade	11,405	6,932	2,416
Transportation and storage				
Accommodation and food service activities				
Further services ³				
thereof	Information and communication	7,921	5,185	1,397
	Financial and insurance activities	6,552	4,406	1,210
	Real estate activities	8,735	5,553	1,614
	Professional, scientific and technical activities; other administrative and support service activities	31,683	20,478	6,409
	Human health and social work activities	1,969	1,117	531
	Other service activities ⁴	7,292	4,363	1,568
Total				

¹ CCI member companies include companies registered in the Commercial Register, small trades, permanent establishments and registered cooperative companies
² German Classification of Economic Activities, Edition 2008 - sections B to F
³ German Classification of Economic Activities, Edition 2008 - sections J to U
⁴ German Classification of Economic Activities, Edition 2008 - sections O, P, R, S, T, U
Source: Frankfurt am Main CCI

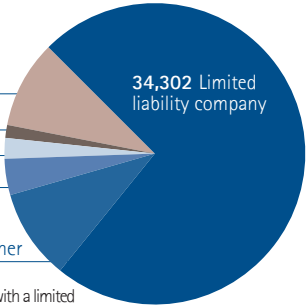
SHARE OF ECONOMIC SECTIONS



COMPANIES ENTERED IN THE COMMERCIAL REGISTER BY LEGAL FORM

as of 1st January 2023
46,070 companies in the commercial register

- 4,780 Other legal forms¹
- 542 Legal form under foreign law
- 778 Public limited company
- 1,405 Registered merchant
- 4,263 Partnership with a limited liability company as general partner



¹ General partnership, limited partnership without partnership with a limited liability company as general partner, partnership limited by shares, mutual insurance company, other forms
Source: Frankfurt am Main CCI

BUSINESS REGISTRATIONS AND DEREGISTRATIONS

as of 2021

	Frankfurt CCI district ¹		FC		HT		MT ¹	
	Reg.	Dereg.	Reg.	Dereg.	Reg.	Dereg.	Reg.	Dereg.
Agriculture, forestry and fishing	19	13	3	1	9	8	7	4
Industry ²	1,630	1,583	809	842	418	339	403	402
Manufacturing	404	331	205	165	112	80	87	86
Construction	1,106	1,201	573	660	261	235	272	306
Wholesale and retail trade; repair of motor vehicles and motorcycles	3,092	2,653	1,932	1,672	562	472	598	509
Transportation and storage	681	616	476	420	69	73	136	123
Accommodation and food service activities	739	706	528	490	100	105	111	111
Further services ³	7,376	6,549	4,360	3,936	1,414	1,228	1,602	1,385
Information and communication	955	709	577	436	184	124	194	149
Financial and insurance activities	603	530	352	305	135	107	116	118
Real estate activities	638	650	308	308	118	105	212	237
Professional, scientific and technical activities; other administrative and support service activities	3,521	3,277	2,168	2,071	636	606	717	600
Human health and social work activities	309	170	187	79	50	65	72	26
Other service activities ⁴	1,350	1,213	768	737	291	221	291	255
Total	13,537	12,120	8,108	7,361	2,572	2,225	2,857	2,534

¹ Including Hochheim am Main (Wiesbaden CCI district)
² German Classification of Economic Activities, Edition 2008 - sections B to F
³ German Classification of Economic Activities, Edition 2008 - sections J to S
⁴ German Classification of Economic Activities, Edition 2008 - sections O, P, R, S
Source: Statistical Office Hesse

COMPANY INSOLVENCIES

selected sections¹

	Frankfurt CCI district ²		FC		HT		MT ²	
	2021	2022	2021	2022	2021	2022	2021	2022
Manufacturing	13	15	5	9	6	2	2	4
Construction	62	74	52	47	4	15	6	12
Wholesale and retail trade; repair of motor vehicles and motorcycles	50	62	37	45	3	4	10	13
Accommodation and food service activities	24	12	19	8	4	0	1	4
Transportation and storage; Information and communication ³	37	44	29	31	3	5	5	8
Further services ⁴	118	128	90	100	14	12	14	16
Total	342	371	263	269	37	42	42	60

¹ Therefore the column sums do not equal „Total“.

² Including Hochheim am Main (Wiesbaden CCI district)

³ German Classification of Economic Activities, Edition 2008 - sections H and J

⁴ German Classification of Economic Activities, Edition 2008 - sections K, M, N, S

Source: Statistical Office Hesse

TAXABLE REVENUE

in Euro (thousands) | as of 2021

		Frankfurt CCI district ¹	Hesse	Share at Hesse in percent
Agriculture, forestry and fishing		97,769	2,038,363	4.8
Industry ²		60,347,478	210,470,026	28.7
incl.	Manufacturing	50,501,996	159,170,337	31.7
	Construction	4,058,945	24,169,474	16.8
Wholesale and retail trade; repair of motor vehicles and motorcycles		59,580,250	226,186,017	26.3
Transportation and storage		11,262,299	24,981,593	45.1
Accommodation and food service activities		2,374,824	6,169,134	38.5
Further services ³		323,029,364	393,423,816	82.1
thereof	Information and communication	13,559,243	26,114,580	51.9
	Financial and insurance activities ⁴	259,751,108	270,869,379	95.9
	Real estate activities	8,736,735	15,478,712	56.4
	Professional, scientific and technical activities; other administrative and support service activities	31,183,997	57,623,739	54.1
	Human health and social work activities	6,282,156	14,786,763	42.5
	Other service activities ⁵	3,516,125	8,550,642	41.1
Total ⁶		456,928,978	863,268,949	52.9

¹ Including Hochheim am Main (Wiesbaden CCI district)

² German Classification of Economic Activities, Edition 2008 - sections B to F, for CCI district lightly underestimated because not every section is published

³ German Classification of Economic Activities, Edition 2008 - sections J to S, for CCI district lightly underestimated because not every section is published

⁴ Deviation from previous year due to adjustments in the methodology of the Statistical Office Hesse

⁵ German Classification of Economic Activities, Edition 2008 - sections O, P, R, S

⁶ Total sum can differ from the sum of all sections because of anonymised data due to the Statistical Office's privacy policy.

Source: Statistical Office Hesse

GROSS VALUE ADDED (GVA)¹

in Euro (millions) | as of 2020

		Frankfurt CCI district ²		FC	HT	MT ²
		Absolute	Share at Hesse in percent			
Agriculture, forestry and fishing		30	3.3	7	12	11
Industry ³		11,829	19.4	8,799	1,655	1,375
incl.	Manufacturing	7,723	18.0	5,747	1,194	782
	Construction	2,512	20.0	1,670	388	454
Services ⁴		73,921	37.6	54,666	8,554	10,701
thereof	Wholesale and retail trade, transportation, accommodation and food service activities, information and communication	23,231	38.6	16,694	2,532	4,005
	Financial and insurance activities, real estate activities	37,400	44.5	28,093	4,325	4,982
	Public and other service activities, education, human health and social work activities	13,290	25.3	9,879	1,697	1,714
Total		85,781	33.2	63,472	10,221	12,088
GVA per employed self-employed individual in Euro		86,064		85,851	81,397	91,701

¹ Minor differences are due to rounding.

² Including Hochheim am Main (Wiesbaden CCI district)

³ German Classification of Economic Activities, Edition 2008 - sections B to F

⁴ German Classification of Economic Activities, Edition 2008 - sections G to T

Source: Statistical Office Hesse

LABOUR MARKET

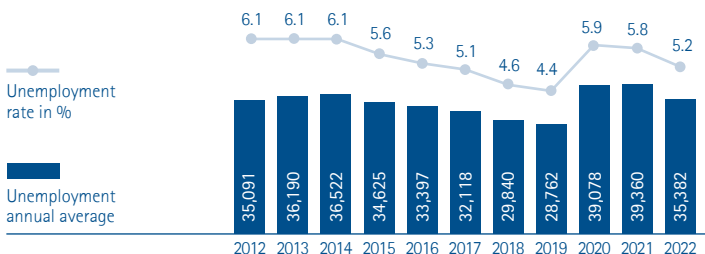
	Fankfurt CCI district ¹	FC	HT	MT ¹
Unemployed persons	35,382	24,905	4,834	5,643
Unemployment rate ² in percent	5.2	5.8	4	4.3
Notified vacancies	10,849	9,520	554	775
Employed in thousands	994.4	733.8	126.8	133.8

¹ Including Hochheim am Main (Wiesbaden CCI district)

² Basis: all gainfully employed persons

Sources: Federal Employment Agency, annual average 2022

Statistical Office Hesse, 2021 (Employed)



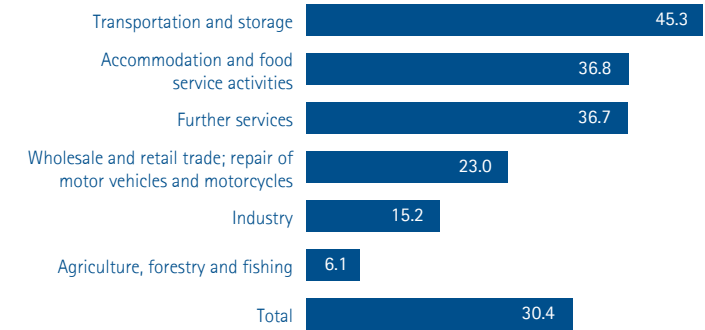
EMPLOYEES SUBJECT TO SOCIAL SECURITY CONTRIBUTIONS

at place of work | as of 30th June 2022

		Fankfurt CCI district ¹	FC	HT	MT ¹
Agriculture, forestry and fishing		624	164	226	234
Industry ²		94,474	60,383	18,275	15,816
incl.	Manufacturing	58,546	35,384	13,692	9,470
	Construction	27,452	18,070	4,170	5,212
Wholesale and retail trade; repair of motor vehicles and motorcycles		81,913	48,109	14,261	19,543
Transportation and storage		87,971	82,959	1,810	3,202
Accommodation and food service activities		29,800	23,758	3,191	2,851
Further services ³		530,448	400,919	62,329	67,200
thereof	Information and communication	63,197	48,155	6,169	8,873
	Financial and insurance activities	96,532	80,288	7,362	8,882
	Real estate activities	16,046	13,543	866	1,637
	Professional, scientific and technical activities; other administrative and support service activities	185,777	140,013	22,986	22,778
	Human health and social work activities	72,122	50,749	13,465	7,908
	Other service activities ⁴	96,774	68,171	11,481	17,122
Total		825,231	616,293	100,092	108,846

¹ Including Hochheim am Main (Wiesbaden CCI district)
² German Classification of Economic Activities, Edition 2008 - sections B to F
³ German Classification of Economic Activities, Edition 2008 - sections J to U
⁴ German Classification of Economic Activities, Edition 2008 - sections O, P, R, S, T, U
Source: Federal Employment Agency

SHARE OF EMPLOYEES IN CCI DISTRICT OF ALL HESSIAN EMPLOYEES IN PERCENT



Source: Federal Employment Agency

COMMUTERS

as of 30th June 2022

	Fankfurt CCI district ¹	FC	HT	MT ¹
Employees at place of residence	520,632	328,794	91,166	100,672
Employees at place of work	825,231	616,293	100,092	108,846
Inbound commuters	535,653	399,009	60,818	75,826
Outbound commuters	231,761	112,034	51,974	67,753

¹ Including Hochheim am Main (Wiesbaden CCI district)

Source: Federal Employment Agency

VOCATIONAL TRAINING

as of 2022

	Number of trainees	New registered training contracts	Number of examinees	Rate of success in percent
Industrial occupations	4,156	1,390	1,360	85
thereof				
Metal	1,431	440	512	79
Electrical engineering	1,792	611	499	87
Mining and quarrying	120	55	59	69
Chemistry, physics, biology	612	194	200	98
Printing	168	77	79	89
Other occupations	33	13	11	82
Commercial occupations	6,845	2,820	3,296	86
thereof				
Industrial clerk	325	117	152	99
Trade	1,720	735	810	81
Bank clerk	362	140	183	90
Insurance clerk	302	109	111	91
Accommodation and food service activities	886	483	456	83
Transportation and storage	614	257	300	81
Other occupations	2,597	967	1,271	90
Special jobs by BBiG	39	12	13	100
Total	11,001	4,210	4,656	86

Source: Frankfurt am Main CCI

FURTHER EDUCATION

as of 2022

		Examined	Passed	Rate of success in percent
Industrial-technical occupations		519	316	61
thereof	Bachelor Professionals (CCI) in the industrial sector ('Industriemeister')	261	178	68
	Bachelor Professionals (CCI) in the technical sector ('Fachmeister')	143	64	45
	Other occupations (industrial-technical)	115	74	64
Commercial and related occupations		1,272	863	68
thereof	Master Professionals (CCI) in the commercial sector ('Betriebswirte')	22	16	73
	Bachelor Professionals (CCI) in the commercial sector ('Fachkaufleute')	147	107	73
	Bachelor Professionals (CCI) in the commercial sector ('Fachwirte')	741	476	64
	Other occupations (commercial)	362	264	73
Training of trainers		1,486	1,267	85
Total		3,277	2,446	75

Source: Frankfurt am Main CCI

TOURISM

as of 2022

	Fankfurt CCI district ¹	FC	HT	MT ¹
Number of opened hotels (December)	458	278	106	74
Bed capacity (December)	75,548	60,413	8,301	6,834
Number of visitors (January–December)	5,451,772	4,748,450	365,460	337,862
Overnight stays (January–December)	10,439,852	8,602,191	1,152,570	685,091
Bed occupancy rate in percent (January–December)	35.9	40.5	38.2	29.0
Duration of stay (days)	2.3	1.8	3.2	2.0

¹ Including Hochheim am Main (Wiesbaden CCI district)
Source: Statistical Office Hesse

CHANGE FROM 2012 IN PERCENT

	Fankfurt CCI district ¹	FC	HT	MT ¹
Number of visitors	7.5	10.8	-19.9	2.1
Overnight stays	15.6	21.6	-9.9	0.7
Opened establishments (December)	-9.1	4.5	-23.2	-26.0
Bed occupancy (December)	37.8	49.3	1.3	10.5

¹ Including Hochheim am Main (Wiesbaden CCI district)

PURCHASING POWER

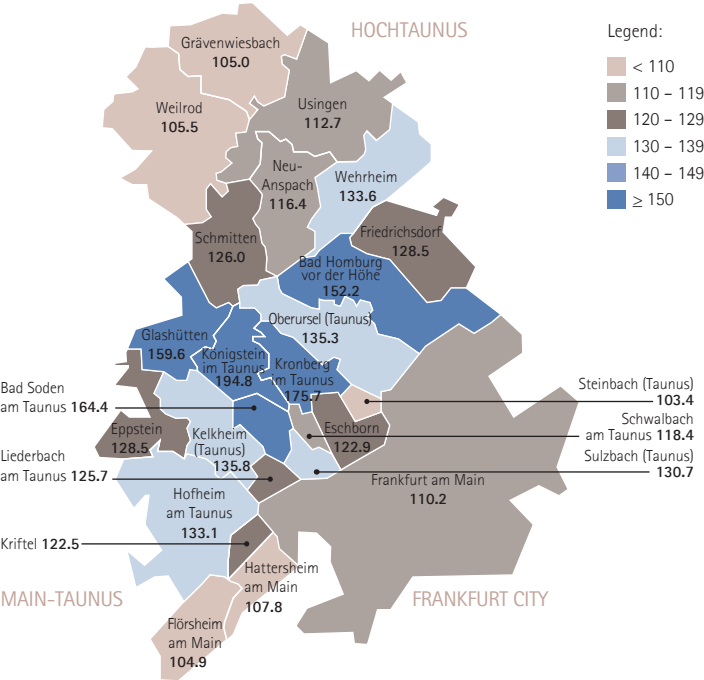
as of 2022

	Frankfurt CCI district ¹	FC	HT	MT ¹
Purchasing power in Euro (millions)	37,464	21,751	8,490	7,771
Purchasing power index per inhabitant ²	119.1	110.2	140.3	126.8

¹ Including Hochheim am Main (Wiesbaden CCI district)

² per inhabitant (average of the Federal Republic of Germany = 100.0)

PURCHASING POWER INDEX



Source: Michael Bauer Research GmbH

TRAFFIC FIGURES

FRANKFURT AIRPORT

	2020	2021	2022	Difference between 2021 2022 in percent
Passengers (million)	18.8	24.8	48.9	97.2
Airfreight (million tons)	1.9	2.3	2.0	-13.0
Airmail ('000 tons)	57.6	46.3	43.3	-6.5
Aircraft movements ('000)	212.2	261.9	382.2	45.9

Source: Fraport AG

ROAD NETWORK

in km | as of 2021

	Fankfurt CCI district ¹	FC	HT	MT ¹
Federal motorways ²	107.2	71.0	12.2	23.9
Federal roads	234.3	95.5	78.2	60.7
State roads	430.7	97.6	188.0	145.1
Country roads	225.5	104.1	92.6	28.9
Total road network	997.7	368.2	370.9	258.6

¹ Including Hochheim am Main (Wiesbaden CCI district)

² Federal highways excluding branches; federal, state and district roads including branches
Minor differences are due to rounding.

Source: Hessen Mobil, Wiesbaden

CCI NEWSLETTER

Subscribe to our newsletter and stay up-to-date
on the latest economic developments:

> www.frankfurt-main.ihk.de/newsletter



Explanations

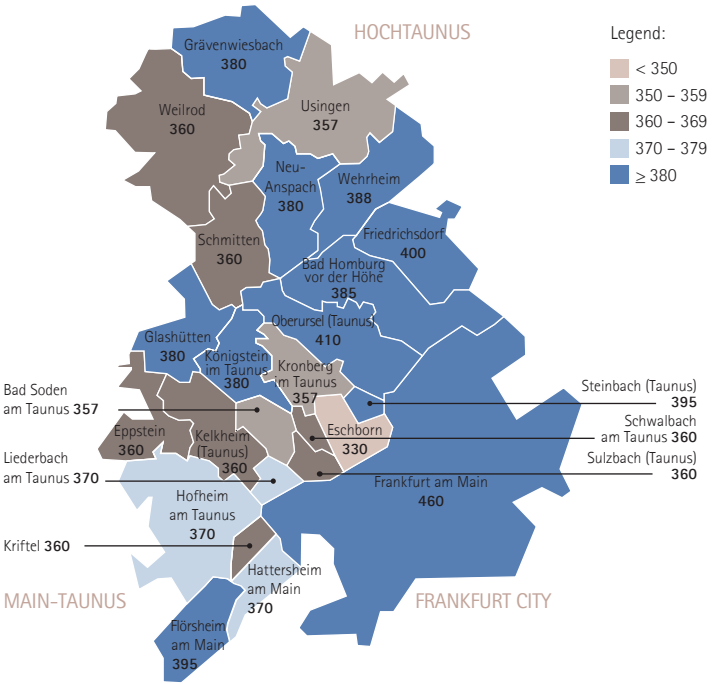
FC: Frankfurt City

HT: Hochtaunus

MT: Main-Taunus

TRADE TAX ASSESSMENT RATES

as of 2023



Source: Frankfurt am Main CCI

IMPRINT

PUBLISHER

Chamber of Commerce and Industry Frankfurt am Main
Börsenplatz 4
60313 Frankfurt am Main

EDITORIAL STAFF

Sebastian Trippen, Simon Peschges, Julia Regel, Minna Heinola

GRAPHIC AND LAYOUT

Sabrina Becker

PHOTO CREDIT

Adobe Stock: mojolo, Titel

DATA STATUS

April 2023

Reproduction – even in parts – only permitted with indication of source; voucher copy requested.

The publication was made to the best of our knowledge, without any warranty or liability, concerning the correctness and completeness of all information.

This publication is only available as a download.



www.frankfurt-main.ihk.de

**Chamber of Commerce and Industry
Frankfurt am Main**

Börsenplatz 4
D-60313 Frankfurt am Main

CCI Service Center

Schillerstrasse 11
D-60313 Frankfurt am Main
Telephone +49 69 2197-1280
Telefax +49 69 2197-1548
info@frankfurt-main.ihk.de

CCI Branch Hochtaunus | Main-Taunus

Ludwigstrasse 10
D-61348 Bad Homburg
Telephone +49 6172 1210-0
Telefax +49 6172 22612
homburg@frankfurt-main.ihk.de

Stay in touch:



IHK

Chamber of Commerce and Industry
Frankfurt am Main