



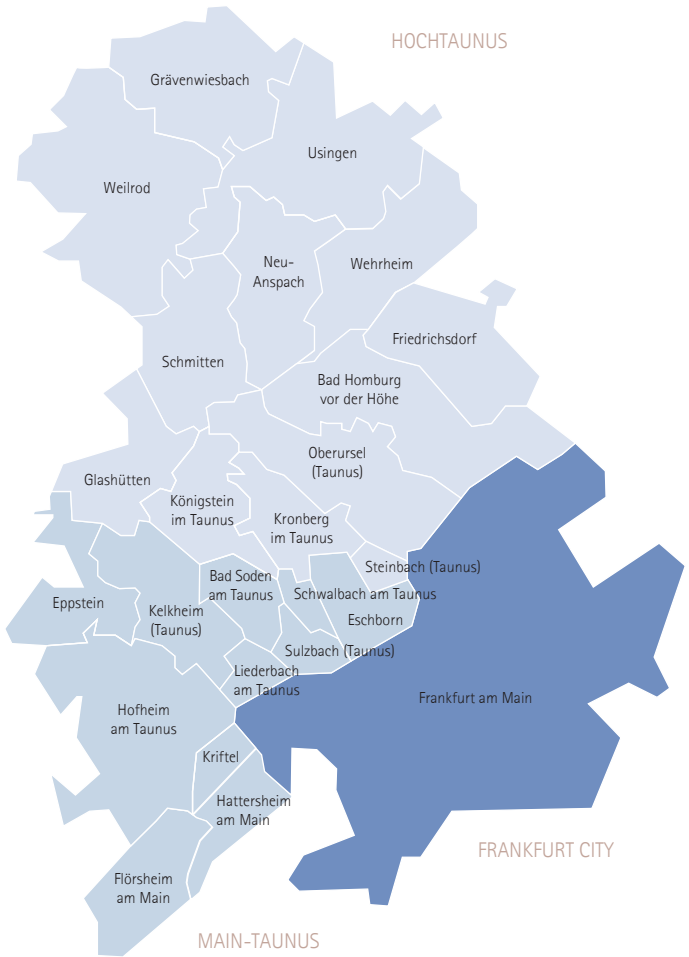
THE FRANKFURT CCI DISTRICT IN FIGURES 2023 | 2024



IHK

Chamber of Commerce and Industry
Frankfurt am Main

FRANKFURT CCI DISTRICT



AREA AND POPULATION

as of 31st December 2022

	Frankfurt CCI district	FC	HT	MT ¹
Area in km ²	933.2	248.3	481.8	203.1
Residents	1,214,605	773,068	239,488	202,049
Inhabitants per km ²	1,302	3,113	497	995

¹ Excluding Hochheim am Main (Wiesbaden CCI district)

Source: Statistical Office Hesse

FRANKFURT CCI MEMBER COMPANIES¹

as of 1st January 2024

	Frankfurt CCI district	FC	HT	MT
Agriculture, forestry and fishing	178	50	77	51
Industry ²	8,501	4,906	1,858	1,737
incl. Manufacturing	2,497	1,338	603	556
Construction	5,066	3,074	1,064	928
Wholesale and retail trade; repair of motor vehicles and motorcycles	19,908	11,904	4,133	3,871
thereof Wholesale, retail trade and repair of motor vehicles and motorcycles	1,687	916	389	382
Wholesale trade	6,468	3,829	1,302	1,337
Retail trade	11,753	7,159	2,442	2,152
Transportation and storage	4,057	3,121	419	517
Accommodation and food service activities	5,075	3,620	771	684
Further services ³	64,422	41,297	12,697	10,428
Information and communication	7,991	5,199	1,416	1,376
Financial and insurance activities	6,626	4,466	1,213	947
Real estate activities	8,643	5,473	1,613	1,557
thereof Professional, scientific and technical activities; other administrative and support service activities	31,749	20,539	6,363	4,847
Human health and social work activities	1,906	1,129	475	302
Other service activities ⁴	7,507	4,491	1,617	1,399
Total	102,141	64,898	19,955	17,288

¹ CCI member companies include companies registered in the Commercial Register, small trades, permanent establishments and registered cooperative companies

² German Classification of Economic Activities, Edition 2008 - sections B to F

³ German Classification of Economic Activities, Edition 2008 - sections J to U

⁴ German Classification of Economic Activities, Edition 2008 - sections O, P, R, S, T, U

Source: Frankfurt am Main CCI

SHARE OF ECONOMIC SECTIONS

thereof:

31.0% Professional, scientific and technical activities; other administrative and support service activities

8.5% Real estate activities

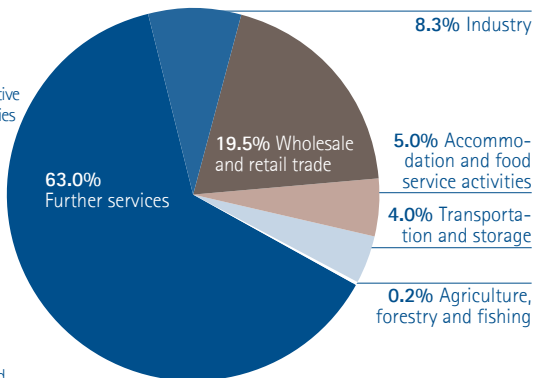
7.8% Information and communication

7.3% Other service activities

6.5% Financial and insurance activities

1.9% Human health and social work activities

Source: Frankfurt am Main CCI



COMPANIES ENTERED IN THE COMMERCIAL REGISTER BY LEGAL FORM

as of 1st January 2024

45,863 companies in the commercial register

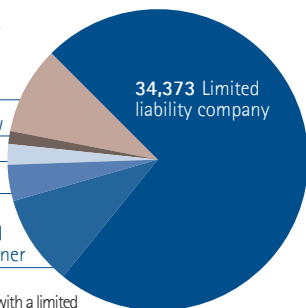
4,831 Other legal forms¹

483 Legal form under foreign law

713 Public limited company

1,309 Registered merchant

4,154 Partnership with a limited liability company as general partner



¹ General partnership, limited partnership without partnership with a limited

liability company as general partner, partnership limited by shares, mutual insurance company, other forms

Source: Frankfurt am Main CCI

BUSINESS REGISTRATIONS AND DEREGISTRATIONS

as of 2022

	Frankfurt CCI district ¹		FC		HT		MT ¹	
	Reg.	Dereg.	Reg.	Dereg.	Reg.	Dereg.	Reg.	Dereg.
Agriculture, forestry and fishing	27	17	3	1	15	9	9	7
Industry ²	1,445	1,621	716	957	382	322	347	342
incl. Manufacturing	293	309	160	150	76	74	57	85
Construction	1,026	1,281	535	798	248	236	243	247
Wholesale and retail trade; repair of motor vehicles and motorcycles	2,706	2,440	1,640	1,441	509	498	557	501
Transportation and storage	578	602	434	408	53	65	91	129
Accommodation and food service activities	788	781	545	554	116	104	127	123
Further services ³	6,934	5,760	4,068	3,367	1,360	1,163	1,506	1,230
Information and communication	805	608	504	376	119	105	182	127
Financial and insurance activities	463	436	218	230	116	103	129	103
Real estate activities	462	327	257	172	93	83	112	72
Professional, scientific and technical activities; other administrative and support service activities	3,466	2,969	2,110	1,779	671	578	685	612
Human health and social work activities	370	224	190	115	62	40	118	69
Other service activities ⁴	1,368	1,196	789	695	299	254	280	247
Total	12,478	11,221	7,406	6,728	2,435	2,161	2,637	2,332

¹ Including Hochheim am Main (Wiesbaden CCI district)

² German Classification of Economic Activities, Edition 2008 - sections B to F

³ German Classification of Economic Activities, Edition 2008 - sections J to S

⁴ German Classification of Economic Activities, Edition 2008 - sections O, P, R, S

Source: Statistical Office Hesse

COMPANY INSOLVENCIES

selected sections¹

	Frankfurt CCI district ²		FC		HT		MT ²	
	2022	2023	2022	2023	2022	2023	2022	2023
Manufacturing	15	13	9	6	2	3	4	4
Construction	74	86	47	58	15	10	12	18
Wholesale and retail trade; repair of motor vehicles and motorcycles	62	67	45	54	4	7	13	6
Accommodation and food service activities	12	29	8	21	0	1	4	7
Transportation and storage; Information and communication ³	44	38	31	31	5	1	8	6
Further services ⁴	128	121	100	95	12	14	16	12
Total	371	401	269	301	42	40	60	60

¹ Therefore the column sums do not equal „Total“.

² Including Hochheim am Main (Wiesbaden CCI district)

³ German Classification of Economic Activities, Edition 2008 - sections H and J

⁴ German Classification of Economic Activities, Edition 2008 - sections K, M, N, S

Source: Statistical Office Hesse

TAXABLE REVENUE

in Euro (thousands) | as of 2022

	Frankfurt CCI district ¹	Hesse	Share at Hesse in percent
Agriculture, forestry and fishing	110,654	2,716,856	4.1
Industry ²	68,888,598	243,021,449	28.3
inc. Manufacturing	56,590,525	177,674,364	31.9
Construction	4,573,427	27,197,127	16.8
Wholesale and retail trade; repair of motor vehicles and motorcycles	65,946,283	250,209,534	26.4
Transportation and storage	15,059,584	30,459,272	49.4
Accommodation and food service activities	4,643,964	9,995,932	46.5
Further services ³	327,410,225	403,368,199	81.2
Information and communication	14,598,011	28,656,890	50.9
Financial and insurance activities	256,625,106	267,747,596	95.8
Real estate activities	9,023,829	15,897,636	56.8
thereof Professional, scientific and technical activities; other administrative and support service activities	36,326,767	65,955,041	55.1
Human health and social work activities	6,431,935	15,008,229	42.9
Other service activities ⁴	4,404,576	10,102,806	43.6
Total⁵	482,163,389	939,771,242	51.3

¹ Including Hochheim am Main (Wiesbaden CCI district)

² German Classification of Economic Activities, Edition 2008 - sections B to F, for CCI district lightly underestimated because not every section is published

³ German Classification of Economic Activities, Edition 2008 - sections J to S, for CCI district lightly underestimated because not every section is published

⁴ German Classification of Economic Activities, Edition 2008 - sections O, P, R, S

⁵ Total sum can differ from the sum of all sections because of anonymised data due to the Statistical Office's privacy policy.

Source: Statistical Office Hesse

GROSS VALUE ADDED (GVA)¹

in Euro (millions) | as of 2021

	Frankfurt CCI district ²		FC	HT	MT ²
	Absolute	Share at Hesse in percent			
Agriculture, forestry and fishing	36	3.3	9	13	14
Industry ³	11,908	18.4	8,874	1,624	1,410
incl. Manufacturing	7,903	16.9	5,936	1,169	798
Construction	2,460	20.1	1,587	380	494
Services ⁴	78,404	37.6	58,145	8,776	11,483
thereof Wholesale and retail trade, transportation, accommodation and food service activities, information and communication	24,030	37.7	17,467	2,544	4,019
Financial and insurance activities, real estate activities	40,538	45.1	30,382	4,420	5,736
Public and other service activities, education, human health and social work activities	13,836	25.1	10,295	1,811	1,729
Total	90,349	32.9	67,028	10,414	12,907
GVA per employed self-employed individual in Euro	90,857		91,346	82,105	96,478

¹ Minor differences are due to rounding.

² Including Hochheim am Main (Wiesbaden CCI district)

³ German Classification of Economic Activities, Edition 2008 - sections B to F

⁴ German Classification of Economic Activities, Edition 2008 - sections G to T

Source: Statistical Office Hesse

LABOUR MARKET

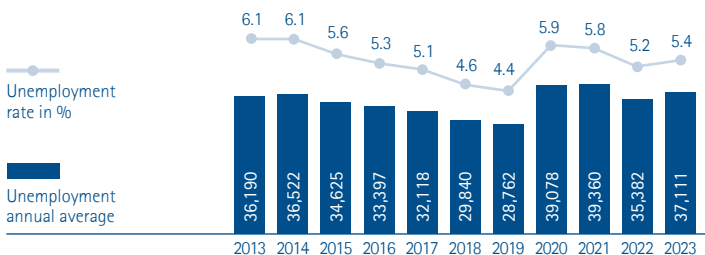
	Fankfurt CCI district ¹	FC	HT	MT ¹
Unemployed persons	37,111	25,403	5,241	6,467
Unemployment rate ² in percent	5.4	5.9	4.3	4.9
Notified vacancies	11,694	9,970	729	995
Employed in thousands	1,013.0	745.9	130.5	136.6

¹ Including Hochheim am Main (Wiesbaden CCI district)

² Basis: all gainfully employed persons

Sources: Federal Employment Agency, annual average 2023

Statistical Office Hesse, 2022 (Employed)



EMPLOYEES SUBJECT TO SOCIAL SECURITY CONTRIBUTIONS¹

at place of work | as of 30th June 2023

	Fankfurt CCI district ²	FC	HT	MT ¹
Agriculture, forestry and fishing	620	205	211	204
Industry ³	94,142	59,926	17,996	16,220
inc. Manufacturing	58,867	35,616	13,428	9,823
Construction	26,723	17,371	4,149	5,203
Wholesale and retail trade; repair of motor vehicles and motorcycles	81,882	48,108	14,365	19,409
Transportation and storage	87,215	82,112	1,907	3,196
Accommodation and food service activities	31,975	25,790	3,181	3,004
Further services ⁴	543,060	412,431	63,619	67,010
thereof				
Information and communication	65,426	49,985	6,183	9,258
Financial and insurance activities	99,194	83,592	7,518	8,084
Real estate activities	15,887	13,331	858	1,698
Professional, scientific and technical activities; other administrative and support service activities	191,299	144,716	23,919	22,664
Human health and social work activities	73,197	51,687	13,612	7,898
Other service activities ⁵	98,057	69,120	11,529	17,408
Total	838,895	628,573	101,279	109,043

¹ Minor differences are due to rounding.

² Including Hochheim am Main (Wiesbaden CCI district)

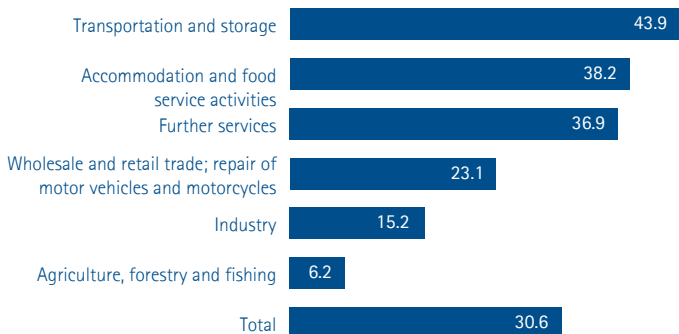
³ German Classification of Economic Activities, Edition 2008 - sections B to F

⁴ German Classification of Economic Activities, Edition 2008 - sections J to U

⁵ German Classification of Economic Activities, Edition 2008 - sections O, P, R, S, T, U

Source: Federal Employment Agency

SHARE OF EMPLOYEES IN CCI DISTRICT OF ALL HESSIAN EMPLOYEES IN PERCENT



Source: Federal Employment Agency

COMMUTERS

as of 30th June 2023

	Fankfurt CCI district ¹	FC	HT	MT ¹
Employees at place of residence	527,751	333,296	92,801	101,654
Employees at place of work	838,895	628,573	101,279	109,043
Inbound commuters	544,553	406,902	61,666	75,985
Outbound commuters	233,669	111,824	53,221	68,624

¹ Including Hochheim am Main (Wiesbaden CCI district)

Source: Federal Employment Agency

VOCATIONAL TRAINING

as of 2023

	Number of trainees	New registered training contracts	Number of examinees	Rate of success in percent
Industrial occupations	4,225	1,557	1,453	87
thereof				
Metal	1,380	509	561	86
Electrical engineering	1,874	683	551	87
Mining and quarrying	116	54	59	73
Chemistry, physics, biology	657	244	198	94
Printing	174	58	65	82
Other occupations	24	9	19	74
Commercial occupations	6,957	3,034	3,159	84
thereof				
Industrial clerk	334	140	158	91
Trade	1,697	760	831	79
Bank clerk	350	144	165	93
Insurance clerk	311	111	105	86
Accommodation and food service activities	1,017	528	373	81
Transportation and storage	594	234	296	79
Other occupations	2,622	1,108	1,219	86
Special jobs by BBiG	32	9	12	92
Total	11,182	4,591	4,612	85

Source: Frankfurt am Main CCI

FURTHER EDUCATION

as of 2023

	Examined	Passed	Rate of success in percent
Industrial-technical occupations	455	256	56
thereof			
Bachelor Professionals (CCI) in the industrial sector ('Industriemeister')	249	151	61
Bachelor Professionals (CCI) in the technical sector ('Fachmeister')	128	68	53
Other occupations (industrial-technical)	78	37	47
Commercial and related occupations	1,140	769	67
thereof			
Master Professionals (CCI) in the commercial sector ('Betriebswirte')	44	30	68
Bachelor Professionals (CCI) in the commercial sector ('Fachkaufleute')	113	86	76
Bachelor Professionals (CCI) in the commercial sector ('Fachwirte')	684	416	61
Other occupations (commercial)	299	237	79
Training of trainers	1,709	1,435	85
Total	3,304	2,460	75

Source: Frankfurt am Main CCI

TOURISM

as of 2023

	Fankfurt CCI district ¹	FC	HT	MT ¹
Number of opened hotels (December)	456	281	105	70
Bed capacity (December)	79,529	63,963	8,356	7,210
Number of visitors (January–December)	6,797,141	5,971,175	410,829	415,137
Overnight stays (January–December)	12,446,170	10,350,321	1,241,615	854,234
Bed occupancy rate in percent (January–December)	40.0	45.1	41.1	33.8
Duration of stay (days)	2.3	1.7	3.0	2.1

¹ Including Hochheim am Main (Wiesbaden CCI district)

Source: Statistical Office Hesse

CHANGE FROM 2013 IN PERCENT

	Fankfurt CCI district ¹	FC	HT	MT ¹
Number of visitors	28.4	33.1	-9.9	18.4
Overnight stays	30.7	38.0	-4.7	18.8
Opened establishments (December)	-10.4	3.7	-22.8	-31.4
Bed occupancy (December)	41.1	52.6	1.2	16.2

¹ Including Hochheim am Main (Wiesbaden CCI district)

PURCHASING POWER

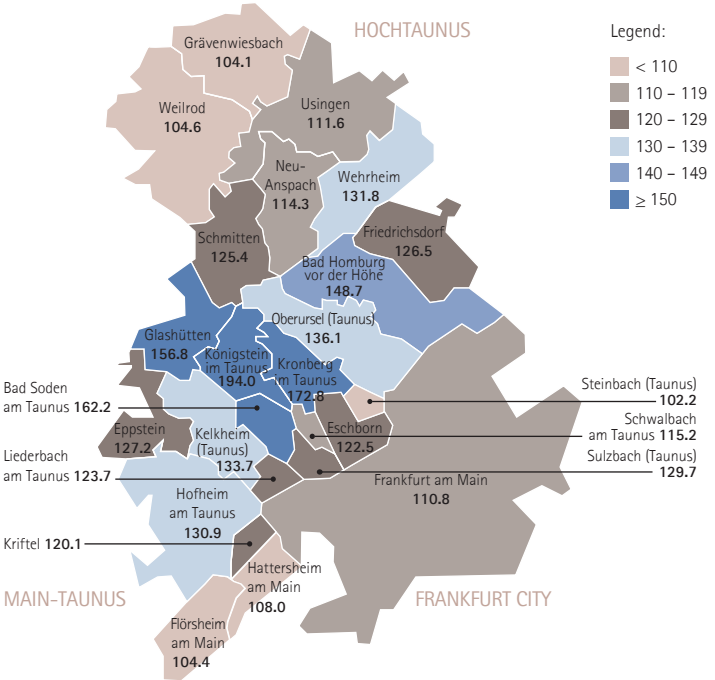
as of 2023

	Frankfurt CCI district	FC	HT	MT ¹
Purchasing power in Euro (millions)	39,851	23,259	8,973	8,206
Purchasing power index per inhabitant ²	118.9	110.8	138.7	125.3

¹ Including Hochheim am Main (Wiesbaden CCI district)

² per inhabitant (average of the Federal Republic of Germany = 100.0)

PURCHASING POWER INDEX



Source: Michael Bauer Research GmbH

TRAFFIC FIGURES

FRANKFURT AIRPORT

	2021	2022	2023	Difference between 2022 2023 in percent
Passengers (million)	24.8	48.9	59.4	21.5
Airfreight (million tons)	2.3	2.0	1.9	-5.0
Airmail ('000 tons)	46.3	43.3	41.0	-5.3
Aircraft movements ('000)	261.9	382.2	430.4	12.6

Source: Fraport AG

ROAD NETWORK

in km | as of 2021

	Fankfurt CCI district ¹	FC	HT	MT ¹
Federal motorways ²	107.2	71.0	12.2	23.9
Federal roads	234.3	95.5	78.2	60.7
State roads	430.7	97.6	188.0	145.1
Country roads	225.5	104.1	92.6	28.9
Total road network	997.7	368.2	370.9	258.6

¹ Including Hochheim am Main (Wiesbaden CCI district)

² Federal highways excluding branches; federal, state and district roads including branches

Minor differences are due to rounding.

Source: Hessen Mobil, Wiesbaden

CCI NEWSLETTER

Subscribe to our newsletter and stay up-to-date on the latest economic developments:

> www.frankfurt-main.ihk.de/newsletter



Explanations

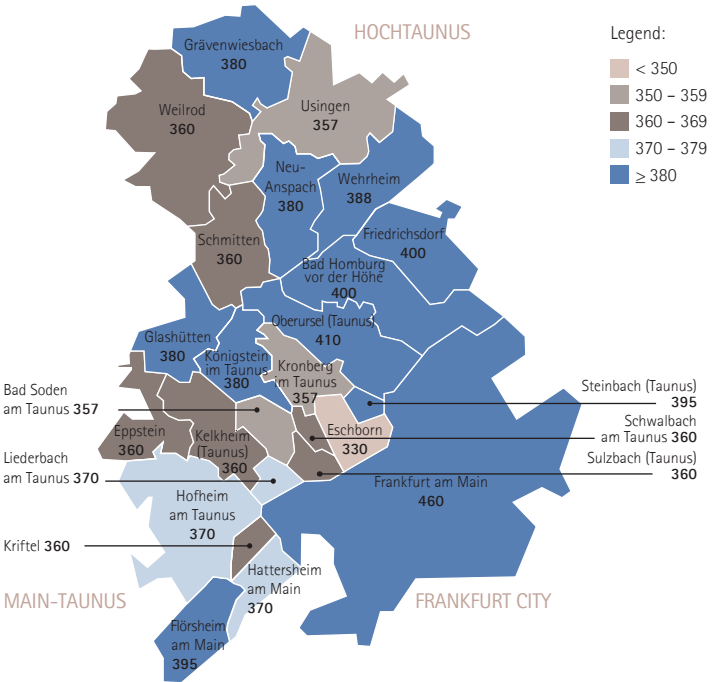
FC: Frankfurt City

HT: Hochtaunus

MT: Main-Taunus

TRADE TAX ASSESSMENT RATES

as of 2024



Source: Frankfurt am Main CCI

IMPRINT

PUBLISHER

Chamber of Commerce and Industry Frankfurt am Main
Börsenplatz 4
60313 Frankfurt am Main

EDITORIAL STAFF

Sebastian Trippen, Simon Peschges, Julia Regel, Minna Heinola

GRAPHIC AND LAYOUT

Sabrina Becker

PHOTO CREDIT

Julia Lotz, Titel

DATA STATUS

April 2024

Reproduction – even in parts – only permitted with indication of source; voucher copy requested.

The publication was made to the best of our knowledge, without any warranty or liability, concerning the correctness and completeness of all information.

This publication is only available as a download.



www.frankfurt-main.ihk.de

**Chamber of Commerce and Industry
Frankfurt am Main**

Börsenplatz 4
D-60313 Frankfurt am Main

CCI Service Center

Schillerstrasse 11
D-60313 Frankfurt am Main
Telephone +49 69 2197-1280
Telefax +49 69 2197-1548
info@frankfurt-main.ihk.de

CCI Branch Hochtaunus | Main-Taunus

Ludwigstrasse 10
D-61348 Bad Homburg
Telephone +49 6172 1210-0
Telefax +49 6172 22612
homburg@frankfurt-main.ihk.de

Stay in touch:



IHK

Chamber of Commerce and Industry
Frankfurt am Main