



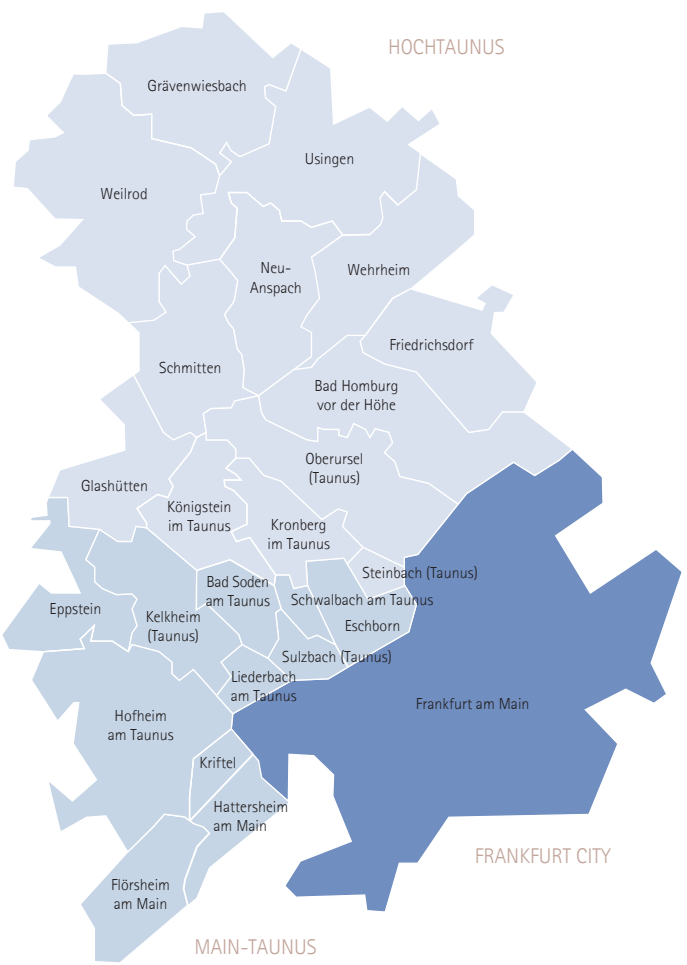
THE FRANKFURT CCI DISTRICT IN FIGURES 2024|2025



IHK

Chamber of Commerce and Industry
Frankfurt am Main

FRANKFURT CCI DISTRICT



AREA AND POPULATION

as of 31st December 2023

	Frankfurt CCI district	FC	HT	MT ¹
Area in km ²	933.2	248.3	481.8	203.1
Residents	1,220,134	775,790	241,449	202,895
Inhabitants per km ²	1,307	3,124	501	999

¹ Excluding Hochheim am Main (Wiesbaden CCI district)
Source: Statistical Office Hesse

FRANKFURT CCI MEMBER COMPANIES¹

as of 1st January 2025

	Frankfurt CCI district	FC	HT	MT
Agriculture, forestry and fishing	170	47	76	47
Industry ²	8,617	4,993	1,848	1,776
incl.	Manufacturing	2,484	1,346	581
	Construction	5,110	3,112	1,048
Wholesale and retail trade; repair of motor vehicles and motorcycles		20,225	12,129	4,139
thereof	Wholesale, retail trade and repair of motor vehicles and motorcycles	1,749	951	390
	Wholesale trade	6,371	3,781	1,273
	Retail trade	12,105	7,397	2,476
Transportation and storage		4,209	3,205	455
Accommodation and food service activities		5,247	3,751	795
Further services ³		66,773	42,860	13,069
thereof	Information and communication	8,322	5,420	1,450
	Financial and insurance activities	6,882	4,626	1,277
	Real estate activities	8,737	5,542	1,623
	Professional, scientific and technical activities; other administrative and support service activities	32,901	21,292	6,571
	Human health and social work activities	1,959	1,170	462
	Other service activities ⁴	7,972	4,810	1,686
Total		105,241	66,985	20,382
				17,874

¹ CCI member companies include companies registered in the Commercial Register, small trades, permanent establishments and registered cooperative companies

² German Classification of Economic Activities, Edition 2008 - sections B to F

³ German Classification of Economic Activities, Edition 2008 - sections J to U

⁴ German Classification of Economic Activities, Edition 2008 - sections O, P, R, S, T, U

Source: Frankfurt am Main CCI

SHARE OF ECONOMIC SECTIONS

thereof:

31.3% Professional, scientific and technical activities; other administrative and support service activities

8.3% Real estate activities

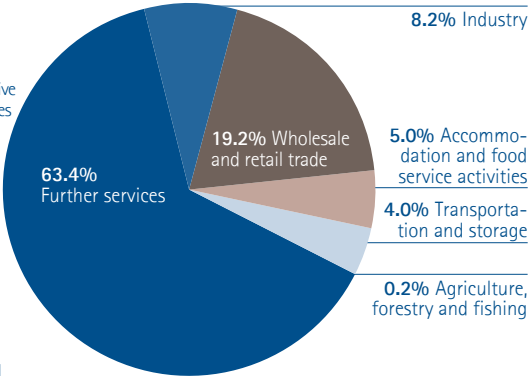
7.9% Information and communication

7.6% Other service activities

6.5% Financial and insurance activities

1.9% Human health and social work activities

Source: Frankfurt am Main CCI



COMPANIES ENTERED IN THE COMMERCIAL REGISTER BY LEGAL FORM

as of 1st January 2025

47,072 companies in the commercial register

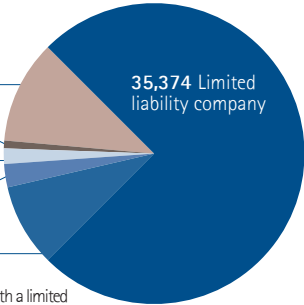
5,110 Other legal forms¹

481 Legal form under foreign law

689 Public limited company

1,278 Registered merchant

4,140 Partnership with a limited liability company as general partner



¹ General partnership, limited partnership without partnership with a limited liability company as general partner, partnership limited by shares, mutual insurance company, other forms
Source: Frankfurt am Main CCI

BUSINESS REGISTRATIONS AND DEREGISTRATIONS

as of 2023

		Frankfurt CCI district ¹		FC		HT		MT ¹	
		Reg.	Dereg.	Reg.	Dereg.	Reg.	Dereg.	Reg.	Dereg.
Agriculture, forestry and fishing		27	11	6	2	12	7	9	2
Industry ²		1,492	1,251	706	611	374	279	412	361
incl.	Manufacturing	318	315	138	136	101	98	79	81
	Construction	1,055	891	502	461	245	164	308	266
Wholesale and retail trade; repair of motor vehicles and motorcycles		2,958	2,487	1,786	1,417	565	587	607	483
Transportation and storage		508	508	336	350	71	58	101	100
Accommodation and food service activities		964	927	705	671	121	113	138	143
Further services ³		7,045	5,950	4,118	3,354	1,522	1,284	1,405	1,312
thereof	Information and communication	788	611	485	368	145	117	158	126
	Financial and insurance activities	513	450	264	207	122	119	127	124
	Real estate activities	381	396	202	187	98	79	81	130
	Professional, scientific and technical activities; other administrative and support service activities	3,622	2,931	2,203	1,729	733	623	686	579
	Human health and social work activities	220	293	102	138	64	61	54	94
	Other service activities ⁴	1,521	1,269	862	725	360	285	299	259
	Total	12,994	11,134	7,657	6,405	2,665	2,328	2,672	2,401

¹ Including Hochheim am Main (Wiesbaden CCI district)
² German Classification of Economic Activities, Edition 2008 - sections B to F
³ German Classification of Economic Activities, Edition 2008 - sections J to S
⁴ German Classification of Economic Activities, Edition 2008 - sections O, P, R, S
Source: Statistical Office Hesse

COMPANY INSOLVENCIES

selected sections¹

	Frankfurt CCI district ²		FC		HT		MT ²	
	2023	2024	2023	2024	2023	2024	2023	2024
Manufacturing	13	17	6	11	3	2	4	4
Construction	86	82	58	54	10	15	18	13
Wholesale and retail trade; repair of motor vehicles and motorcycles	67	72	54	48	7	14	6	10
Accommodation and food service activities	29	42	21	35	1	5	7	2
Transportation and storage; Information and communication ³	38	48	31	34	1	6	6	8
Further services ⁴	121	168	95	136	14	13	12	19
Total	401	494	301	365	40	62	60	67

¹ Therefore the column sums do not equal „Total“.

² Including Hochheim am Main (Wiesbaden CCI district)

³ German Classification of Economic Activities, Edition 2008 - sections H and J

⁴ German Classification of Economic Activities, Edition 2008 - sections K, M, N, S

Source: Statistical Office Hesse

TAXABLE REVENUE

in Euro (thousands) | as of 2023

		Frankfurt CCI district ¹	Hesse	Share at Hesse in percent
Agriculture, forestry and fishing		84,704	2,715,059	3.1
Industry ²		69,034,203	249,931,103	27.6
incl.	Manufacturing	56,487,254	180,310,093	31.3
	Construction	4,905,220	28,977,574	16.9
Wholesale and retail trade; repair of motor vehicles and motorcycles		65,228,932	245,674,092	26.6
Transportation and storage		17,571,396	32,403,988	54.2
Accommodation and food service activities		5,615,694	11,796,976	47.6
Further services ³		363,432,178	436,036,358	83.3
thereof	Information and communication	15,361,365	25,932,409	59.2
	Financial and insurance activities	288,392,009	297,631,179	96.9
	Real estate activities	8,414,289	15,324,372	54.9
	Professional, scientific and technical activities; other administrative and support service activities	38,913,943	70,502,045	55.2
	Human health and social work activities	7,252,859	15,453,178	46.9
	Other service activities ⁴	5,097,712	11,193,174	45.5
Total ⁵		521,123,538	978,557,576	53.3

¹ Including Hochheim am Main (Wiesbaden CCI district)

² German Classification of Economic Activities, Edition 2008 - sections B to F, for CCI district lightly underestimated because not every section is published

³ German Classification of Economic Activities, Edition 2008 - sections J to S, for CCI district lightly underestimated because not every section is published

⁴ German Classification of Economic Activities, Edition 2008 - sections O, P, R, S

⁵ Total sum can differ from the sum of all sections because of anonymised data due to the Statistical Office's privacy policy.

Source: Statistical Office Hesse

GROSS VALUE ADDED (GVA)¹

in Euro (millions) | as of 2022

		Frankfurt CCI district ²		FC	HT	MT ²
		Absolute	Share at Hesse in percent			
Agriculture, forestry and fishing		36	3.2	9	13	14
Industry ³		12,260	18.0	9,176	1,665	1,419
incl.	Manufacturing	7,422	15.8	5,493	1,190	739
	Construction	2,831	20.2	1,902	401	528
Services ⁴		85,487	37.9	63,448	9,633	12,406
thereof	Wholesale and retail trade, transportation, accommodation and food service activities, information and communication	27,369	37.8	20,130	2,707	4,532
	Financial and insurance activities, real estate activities	43,605	45.4	32,516	5,002	6,087
	Public and other service activities, education, human health and social work activities	14,513	25.3	10,802	1,924	1,787
Total		97,784	33.1	72,633	11,312	13,839
GVA per employed self-employed individual in Euro		96,528		97,373	86,712	101,290

¹ Minor differences are due to rounding.

² Including Hochheim am Main (Wiesbaden CCI district)

³ German Classification of Economic Activities, Edition 2008 - sections B to F

⁴ German Classification of Economic Activities, Edition 2008 - sections G to T

Source: Statistical Office Hesse

LABOUR MARKET

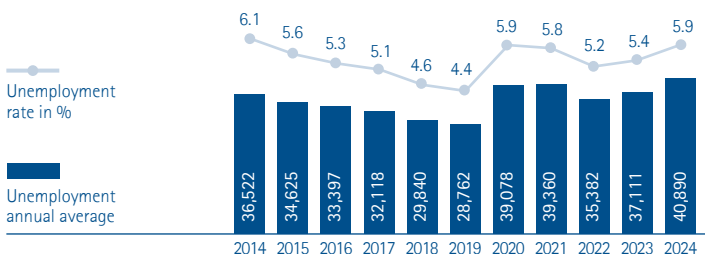
	Fankfurt CCI district ¹	FC	HT	MT ¹
Unemployed persons	40,890	28,235	5,509	7,147
Unemployment rate ² in percent	5.9	6.5	4.5	5.3
Notified vacancies	11,125	8,561	1,142	1,422
Employed in thousands	1,030.8	762.8	130.8	137.2

¹ Including Hochheim am Main (Wiesbaden CCI district)

² Basis: all gainfully employed persons

Sources: Federal Employment Agency, annual average 2023

Statistical Office Hesse, 2022 (Employed)



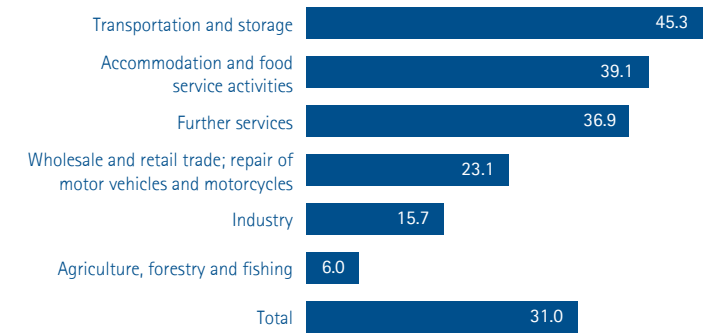
EMPLOYEES SUBJECT TO SOCIAL SECURITY CONTRIBUTIONS¹

at place of work | as of 30th June 2024

		Fankfurt CCI district ²	FC	HT	MT ¹
Agriculture, forestry and fishing		592	188	224	180
Industry ³		96,708	59,393	17,878	19,437
incl.	Manufacturing	61,691	35,217	13,365	13,109
	Construction	25,940	16,802	4,095	5,043
Wholesale and retail trade; repair of motor vehicles and motorcycles		81,248	48,333	13,605	19,310
Transportation and storage		91,950	86,760	2,017	3,173
Accommodation and food service activities		33,775	27,845	2,998	2,932
Further services ⁴		552,146	419,845	64,820	67,481
thereof	Information and communication	64,503	49,192	6,117	9,194
	Financial and insurance activities	102,125	85,777	7,787	8,561
	Real estate activities	16,092	13,508	782	1,802
	Professional, scientific and technical activities; other administrative and support service activities	197,217	150,105	24,702	22,410
	Human health and social work activities	75,258	53,243	13,871	8,144
	Other service activities ⁵	96,951	68,020	11,561	17,370
Total		856,419	642,364	101,542	112,513

¹ Minor differences are due to rounding.
² Including Hochheim am Main (Wiesbaden CCI district)
³ German Classification of Economic Activities, Edition 2008 - sections B to F
⁴ German Classification of Economic Activities, Edition 2008 - sections J to U
⁵ German Classification of Economic Activities, Edition 2008 - sections O, P, R, S, T, U
Source: Federal Employment Agency

SHARE OF EMPLOYEES IN CCI DISTRICT OF ALL HESSIAN EMPLOYEES IN PERCENT



Source: Federal Employment Agency

COMMUTERS

as of 30th June 2024

	Fankfurt CCI district ¹	FC	HT	MT ¹
Employees at place of residence	532,639	337,076	93,888	101,675
Employees at place of work	856,421	642,366	101,542	112,513
Inbound commuters	559,407	417,920	62,088	79,399
Outbound commuters	235,953	112,876	54,466	68,611

¹ Including Hochheim am Main (Wiesbaden CCI district)

Source: Federal Employment Agency

VOCATIONAL TRAINING

as of 2024

	Number of trainees	New registered training contracts	Number of examinees	Rate of success in percent
Industrial occupations	4,357	1,516	1,550	86
thereof				
Metal	1,436	496	493	79
Electrical engineering	1,947	682	562	88
Mining and quarrying	109	53	125	80
Chemistry, physics, biology	673	218	251	98
Printing	171	57	99	90
Other occupations	21	10	20	85
Commercial occupations	7,106	2,904	3,105	86
thereof				
Industrial clerk	359	141	135	82
Trade	1,593	717	872	82
Bank clerk	385	162	144	94
Insurance clerk	323	127	132	86
Accommodation and food service activities	1,122	469	306	85
Transportation and storage	663	270	219	82
Other occupations	2,648	1,012	1,285	88
Special jobs by BBiG	13	6	12	92
Total	11,463	4,420	4,655	86

Source: Frankfurt am Main CCI

FURTHER EDUCATION

as of 2024

		Examined	Passed	Rate of success in percent
Industrial-technical occupations		435	257	59
thereof	Bachelor Professionals (CCI) in the industrial sector ('Industriemeister')	245	164	67
	Bachelor Professionals (CCI) in the technical sector ('Fachmeister')	111	47	42
	Other occupations (industrial-technical)	79	46	58
Commercial and related occupations		1,126	704	63
thereof	Master Professionals (CCI) in the commercial sector ('Betriebswirte')	40	22	55
	Bachelor Professionals (CCI) in the commercial sector ('Fachkaufleute')	141	91	65
	Bachelor Professionals (CCI) in the commercial sector ('Fachwirte')	683	389	57
	Other occupations (commercial)	262	202	77
Training of trainers		1,823	1,460	80
Total		3,384	2,421	72

Source: Frankfurt am Main CCI

TOURISM

as of 2024

	Fankfurt CCI district ¹	FC	HT	MT ¹
Number of opened hotels (December)	455	284	103	68
Bed capacity (December)	79,749	64,005	8,373	7,371
Number of visitors (January–December)	7,295,131	6,387,089	426,548	481,494
Overnight stays (January–December)	13,353,547	11,139,063	1,251,340	963,144
Bed occupancy rate in percent (January–December)	41.8	47.2	41.1	37.2
Duration of stay (days)	2.2	1.7	2.9	2.0

¹ Including Hochheim am Main (Wiesbaden CCI district)
Source: Statistical Office Hesse

CHANGE FROM 2014 IN PERCENT

	Fankfurt CCI district ¹	FC	HT	MT ¹
Number of visitors	30.6	33.4	-3.1	34.3
Overnight stays	32.6	38.4	-2.2	28.7
Opened establishments (December)	-9.9	5.6	-24.3	-32.0
Bed occupancy (December)	35.8	45.8	-1.0	15.2

¹ Including Hochheim am Main (Wiesbaden CCI district)

PURCHASING POWER

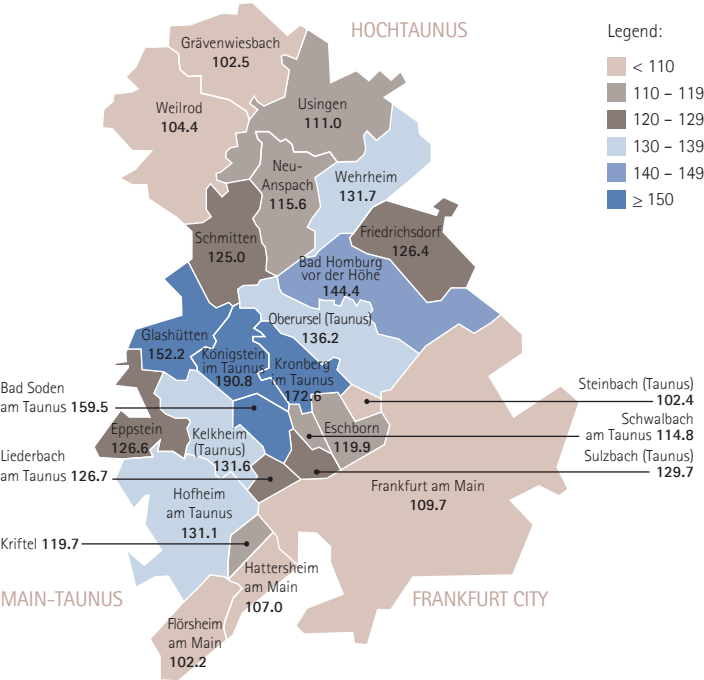
as of 2024

	Frankfurt CCI district	FC	HT	MT ¹
Purchasing power in Euro (millions)	41,145	24,031	9,244	8,473
Purchasing power index per inhabitant ²	117.8	109.7	137.4	124.1

¹ Including Hochheim am Main (Wiesbaden CCI district)

² per inhabitant (average of the Federal Republic of Germany = 100.0)

PURCHASING POWER INDEX



Source: Michael Bauer Research GmbH

TRAFFIC FIGURES

FRANKFURT AIRPORT

	2022	2023	2024	Difference between 2023 2024 in percent
Passengers (million)	48.9	59.4	61.6	3.7
Airfreight (million tons)	2.0	1.9	2.0	6.5
Airmail ('000 tons)	43.3	41.0	37.1	-9.7
Aircraft movements ('000)	382.2	430.4	440.9	2.4

Source: Fraport AG

ROAD NETWORK

in km | as of 2025

	Fankfurt CCI district ¹	FC	HT	MT ¹
Federal motorways ²	108.7	71.4	12.6	24.7
Federal roads	231.2	92.3	78.2	60.7
State roads	424.8	91.1	188.0	145.7
Country roads	219.0	98.3	91.7	28.9
Total road network	983.6	353.2	370.5	260.0

¹ Including Hochheim am Main (Wiesbaden CCI district)

² Federal highways excluding branches; federal, state and district roads including branches
Minor differences are due to rounding.

Source: Hessen Mobil, Wiesbaden

CCI NEWSLETTER

Subscribe to our newsletter and stay up-to-date
on the latest economic developments:

> www.frankfurt-main.ihk.de/newsletter



Explanations

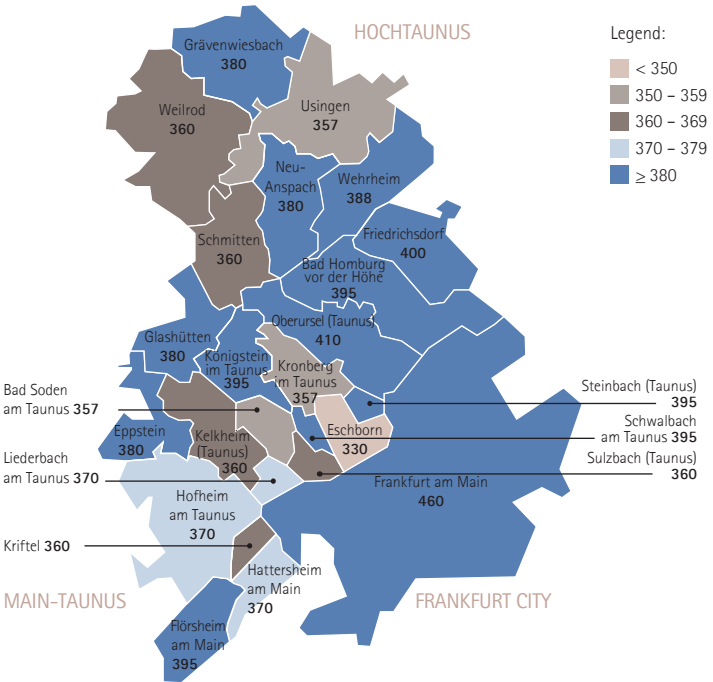
FC: Frankfurt City

HT: Hochtaunus

MT: Main-Taunus

TRADE TAX ASSESSMENT RATES

as of 2025



Source: Frankfurt am Main CCI

IMPRINT

PUBLISHER

Chamber of Commerce and Industry Frankfurt am Main
Börsenplatz 4
60313 Frankfurt am Main

EDITORIAL STAFF

Sebastian Trippen, Vivien Papenbrock, Minna Heinola

GRAPHIC AND LAYOUT

Sabrina Becker

PHOTO CREDIT

Adobe Stock: fotografci, Titel

DATA STATUS

June 2024

Reproduction – even in parts – only permitted with indication of source; voucher copy requested.

The publication was made to the best of our knowledge, without any warranty or liability, concerning the correctness and completeness of all information.

This publication is only available as a download.

www.frankfurt-main.ihk.de

Chamber of Commerce and Industry

Frankfurt am Main

Börsenplatz 4

D-60313 Frankfurt am Main

CCI Service Center

Schillerstrasse 11

D-60313 Frankfurt am Main

Telephone +49 69 2197-1280

Telefax +49 69 2197-1548

info@frankfurt-main.ihk.de

CCI Branch Hochtaunus | Main-Taunus

Ludwigstrasse 10

D-61348 Bad Homburg

Telephone +49 6172 1210-0

Telefax +49 6172 22612

homburg@frankfurt-main.ihk.de

Stay in touch:



IHK

Chamber of Commerce and Industry
Frankfurt am Main