



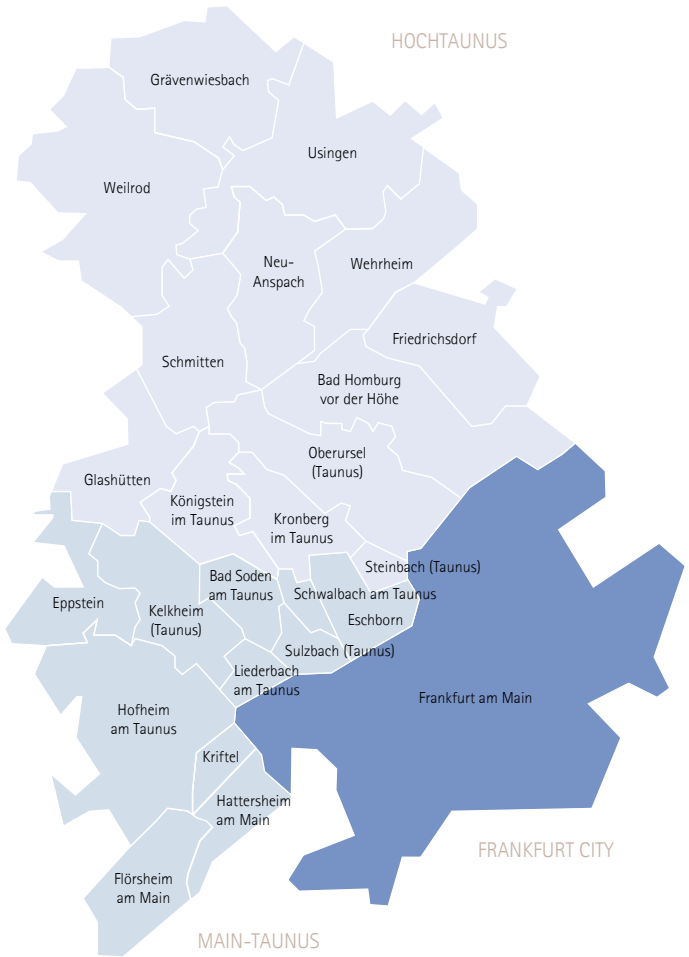
# THE FRANKFURT CCI DISTRICT IN FIGURES 2025|2026



**IHK**

Chamber of Commerce and Industry  
Frankfurt am Main

# FRANKFURT CCI DISTRICT



## AREA AND POPULATION

as of 31 December 2024

	Frankfurt CCI district	FC	HT	MT <sup>1</sup>
Area (km <sup>2</sup> )	933.2	248.3	481.8	203.1
Residents	1,218,038	756,021	241,664	220,353
Inhabitants (per km <sup>2</sup> )	1,305	3,045	502	1,085

<sup>1</sup> Excluding Hochheim am Main (Wiesbaden CCI district)

FC: Frankfurt City, HT: Hochtaunus, MT: Main-Taunus; Source: Statistical Office Hesse

# FRANKFURT CCI MEMBER COMPANIES<sup>1</sup>

as of 1 January 2026

	Frankfurt CCI district	FC	HT	MT
Agriculture, forestry and fishing	172	47	79	46
Industry <sup>2</sup>	8,331	4,759	1,818	1,754
incl. Manufacturing	2,504	1,374	578	552
Construction	4,694	2,806	988	900
Trade	20,356	12,263	4,161	3,932
thereof Wholesale trade	6,642	3,956	1,297	1,389
Retail trade	13,714	8,307	2,864	2,543
Transportation and storage	4,565	3,383	537	645
Accommodation and food service activities	5,441	3,906	812	723
Further services <sup>3</sup>	70,163	45,019	13,647	11,497
Publishing, broadcasting and content creation and distribution	2,313	1,593	380	340
Telecommunications, software development, IT consultancy and related information technology and computer infrastructure services	6,802	4,319	1,205	1,278
thereof Financial and insurance activities	11,369	7,775	2,046	1,548
Real estate activities	9,471	6,061	1,733	1,677
Professional, scientific and technical activities; other administrative and support service activities	28,332	18,115	5,739	4,478
Human health and social work activities	2,094	1,233	498	363
Other service activities <sup>4</sup>	9,782	5,923	2,046	1,813
<b>Total</b>	<b>109,028</b>	<b>69,377</b>	<b>21,054</b>	<b>18,597</b>

<sup>1</sup> CCI member companies include companies entered in the commercial register, small businesses, permanent establishments, and registered cooperative societies

<sup>2</sup> German Classification of Economic Activities, Edition 2025 - sections B to F

<sup>3</sup> German Classification of Economic Activities, Edition 2025 - sections J to V

<sup>4</sup> German Classification of Economic Activities, Edition 2025 - sections P, Q, S, T, U, V  
FC: Frankfurt City, HT: Hochtaunus, MT: Main-Taunus; Source: Frankfurt am Main CCI

## SHARE OF ECONOMIC SECTIONS

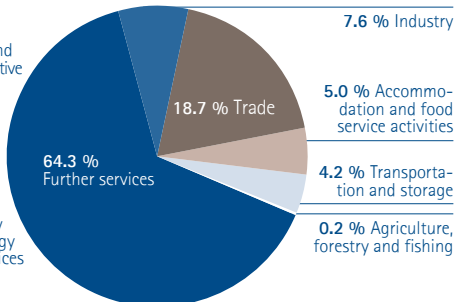
### INCLUDING:

26.0 % Professional, scientific and technical activities; other administrative and support service activities

10.4 % Financial and insurance activities

8.7 % Real estate activities

6.2 % Telecommunications, software development, IT consultancy and related information technology and computer infrastructure services



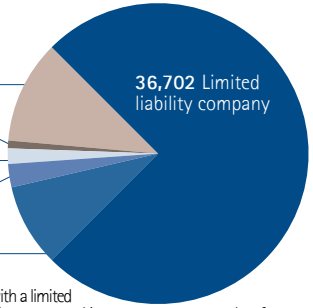
Source: Frankfurt am Main CCI

# COMPANIES ENTERED IN THE COMMERCIAL REGISTER BY LEGAL FORM

as of 1<sup>st</sup> January 2026

48,716 companies in the commercial register

- 5,508 Other legal forms<sup>1</sup>
- 494 Legal form under foreign law
- 676 Public limited company
- 1,230 Registered merchant
- 4,106 Partnership with a limited liability company as general partner



<sup>1</sup> General partnership, limited partnership without partnership with a limited liability company as general partner, partnership limited by shares, mutual insurance company, other forms  
Source: Frankfurt am Main CCI

## BUSINESS REGISTRATIONS AND DEREGISTRATIONS

as of 2024

	Frankfurt CCI district <sup>1</sup>		FC		HT		MT <sup>1</sup>	
	Reg.	Dereg.	Reg.	Dereg.	Reg.	Dereg.	Reg.	Dereg.
Agriculture, forestry and fishing	24	17	3	1	10	9	11	7
Industry <sup>2</sup>	1,410	1,337	739	679	299	313	372	345
incl. Manufacturing	328	334	174	177	68	90	86	67
Construction	967	953	511	480	197	212	259	261
Wholesale and retail trade; repair of motor vehicles and motorcycles	2,782	2,548	1,704	1,468	470	507	608	573
Transportation and storage	683	494	448	355	105	56	130	83
Accommodation and food service activities	1,054	915	777	651	143	143	134	121
Further services <sup>3</sup>	7,158	5,644	4,164	3,079	1,433	1,264	1,561	1,301
Information and communication	852	592	515	336	151	127	186	129
Financial and insurance activities	551	464	257	231	162	115	132	118
Real estate activities	383	309	207	150	87	70	89	89
Professional, scientific and technical activities; other administrative and support service activities	3,500	2,879	2,073	1,609	669	611	758	659
Human health and social work activities	235	191	127	96	53	47	55	48
Other service activities <sup>4</sup>	1,637	1,209	985	657	311	294	341	258
<b>Total</b>	<b>13,111</b>	<b>10,955</b>	<b>7,835</b>	<b>6,233</b>	<b>2,460</b>	<b>2,292</b>	<b>2,816</b>	<b>2,430</b>

<sup>1</sup> Including Hochheim am Main (Wiesbaden CCI district)

<sup>2</sup> German Classification of Economic Activities, Edition 2008 - sections B to F

<sup>3</sup> German Classification of Economic Activities, Edition 2008 - sections J to S

<sup>4</sup> German Classification of Economic Activities, Edition 2008 - sections O, P, R, S

FC: Frankfurt City, HT: Hochtaunus, MT: Main-Taunus; Source: Statistical Office Hesse

# COMPANY INSOLVENCIES

selected sections<sup>1</sup>

	Frankfurt CCI district <sup>2</sup>		FC		HT		MT <sup>2</sup>	
	2024	2025	2024	2025	2024	2025	2024	2025
Manufacturing	17	19	11	10	2	4	4	5
Construction	82	116	54	84	15	10	13	22
Wholesale and retail trade; repair of motor vehicles and motorcycles	72	106	48	79	14	10	10	17
Accommodation and food service activities	42	49	35	40	5	4	2	5
Transportation and storage; Information and communication <sup>3</sup>	48	69	34	52	6	8	8	9
Further services <sup>4</sup>	168	226	136	171	13	22	19	33
<b>Total</b>	<b>494</b>	<b>653</b>	<b>365</b>	<b>491</b>	<b>62</b>	<b>64</b>	<b>67</b>	<b>98</b>

<sup>1</sup> The column totals may differ from the overall total.

<sup>2</sup> Including Hochheim am Main (Wiesbaden CCI district)

<sup>3</sup> German Classification of Economic Activities, Edition 2008 - sections H and J

<sup>4</sup> German Classification of Economic Activities, Edition 2008 - sections K, M, N, S

FC: Frankfurt City, HT: Hochtaunus, MT: Main-Taunus; Source: Statistical Office Hesse

# TAXABLE REVENUE

EUR thousands | as of 2024

	Frankfurt CCI district <sup>1</sup>	Hesse	Share of Hesse (%)
Agriculture, forestry and fishing	118,639	2,768,568	4.3
Industry <sup>2</sup>	67,670,124	241,575,593	28.0
· incl.			
Manufacturing	55,075,502	175,570,062	31.4
Construction	5,348,014	29,181,088	18.3
Wholesale and retail trade; repair of motor vehicles and motorcycles	64,840,660	242,241,124	26.8
Transportation and storage	17,283,639	32,906,771	52.5
Accommodation and food service activities	6,301,001	12,634,294	49.9
Further services <sup>3</sup>	211,693,251	287,896,952	73.5
Information and communication	15,433,122	26,175,741	59.0
Financial and insurance activities	135,097,469	145,386,036	92.9
Real estate activities	8,987,970	16,107,819	55.8
Professional, scientific and technical activities; other administrative and support service activities	39,001,913	71,541,015	54.5
Human health and social work activities	7,653,837	16,660,113	45.9
Other service activities <sup>4</sup>	5,518,941	12,026,227	45.9
<b>Total<sup>5</sup></b>	<b>368,039,200</b>	<b>820,023,302</b>	<b>44.9</b>

<sup>1</sup> Including Hochheim am Main (Wiesbaden CCI district)

<sup>2</sup> German Classification of Economic Activities, Edition 2008 - sections B to F, values may be underestimated due to incomplete reporting for all subgroups

<sup>3</sup> German Classification of Economic Activities, Edition 2008 - sections J to S, values may be underestimated due to incomplete reporting for all subgroups

<sup>4</sup> German Classification of Economic Activities, Edition 2008 - sections O, P, R, S

<sup>5</sup> The total may differ from the sum of all subgroups due to data anonymisation in accordance with the Statistical Office's privacy policy.

Source: Statistical Office Hesse

# GROSS VALUE ADDED (GVA)<sup>1</sup>

in Euro (millions) | as of 2023

		Frankfurt CCI district <sup>2</sup>		FC	HT	MT <sup>2</sup>
		Absolute	Share of Hesse (%)			
Agriculture, forestry and fishing		33	3.2	8	13	12
Industry <sup>3</sup>		13,565	18.1	9,864	1,914	1,787
incl.	Manufacturing	7,908	15.8	5,613	1,324	971
	Construction	2,749	18.8	1,735	420	593
Services <sup>4</sup>		99,176	40.0	71,685	13,746	13,746
thereof	Wholesale and retail trade, transportation, accommodation and food service activities, information and communication	32,757	41.5	24,524	2,814	5,419
	Financial and insurance activities, real estate activities	50,453	48.5	35,189	8,761	6,503
	Public and other service activities, education, human health and social work activities	15,966	24.7	11,972	2,170	1,824
<b>Total</b>		<b>112,774</b>	<b>34.8</b>	<b>81,557</b>	<b>15,673</b>	<b>15,544</b>
GVA per employed   self-employed individual in Euro		109,404		106,917	119,837	113,290

<sup>1</sup> Minor differences are due to rounding.

<sup>2</sup> Including Hochheim am Main (Wiesbaden CCI district)

<sup>3</sup> German Classification of Economic Activities, Edition 2008 - sections B to F

<sup>4</sup> German Classification of Economic Activities, Edition 2008 - sections G to T

FC: Frankfurt City, HT: Hochtaunus, MT: Main-Taunus; Source: Statistical Office Hesse

## LABOUR MARKET

	Fankfurt CCI district <sup>1</sup>	FC	HT	MT <sup>1</sup>
Unemployed persons	43,854	30,822	5,778	7,254
Unemployment rate <sup>2</sup> (%)	6.2	6.9	4.6	5.4
Registered vacancies	10,805	7,991	1,234	1,580
Employed (thousands)	1,040.3	770.7	132.0	137.6

<sup>1</sup> Including Hochheim am Main (Wiesbaden CCI district)

<sup>2</sup> Basis: all gainfully employed persons

FC: Frankfurt City, HT: Hochtaunus, MT: Main-Taunus; Sources: Federal Employment Agency, annual average 2025; Statistical Office Hesse, 2024 (Employed)



# EMPLOYEES SUBJECT TO SOCIAL SECURITY CONTRIBUTIONS<sup>1</sup>

at place of work | as of 30<sup>th</sup> June 2025

	Fankfurt CCI district <sup>2</sup>	FC	HT	MT <sup>1</sup>
Agriculture, forestry and fishing	544	180	204	160
Industry <sup>3</sup>	94,872	57,920	18,072	18,880
inc. Manufacturing	59,634	33,664	13,371	12,599
Construction	25,711	16,584	4,257	4,870
Wholesale and retail trade; repair of motor vehicles and motorcycles	80,975	48,227	12,812	19,936
Transportation and storage	95,815	90,639	2,083	3,093
Accommodation and food service activities	33,561	27,350	3,034	3,177
Further services <sup>4</sup>	559,524	426,807	66,108	66,609
thereof Information and communication	62,935	48,314	6,062	8,559
Financial and insurance activities	105,368	89,366	7,945	8,057
Real estate activities	16,406	13,893	848	1,665
Professional, scientific and technical activities; other administrative and support service activities	197,869	151,235	24,765	21,869
Human health and social work activities	79,007	55,482	14,651	8,874
Other service activities <sup>5</sup>	97,939	68,517	11,837	17,585
<b>Total</b>	<b>865,293</b>	<b>651,125</b>	<b>102,313</b>	<b>111,855</b>

<sup>1</sup> Minor differences are due to rounding.

<sup>2</sup> Including Hochheim am Main (Wiesbaden CCI district)

<sup>3</sup> German Classification of Economic Activities, Edition 2008 - sections B to F

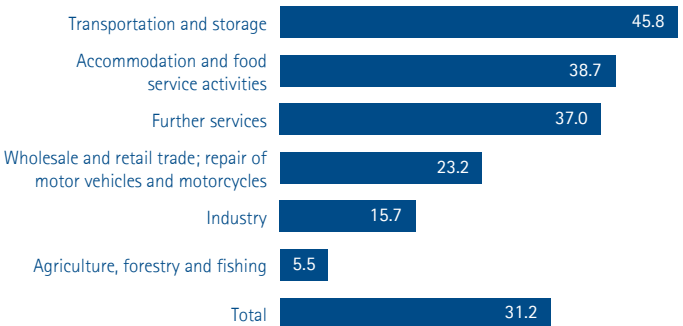
<sup>4</sup> German Classification of Economic Activities, Edition 2008 - sections J to U

<sup>5</sup> German Classification of Economic Activities, Edition 2008 - sections O, P, R, S, T, U

FC: Frankfurt City, HT: Hochtaunus, MT: Main-Taunus; Source: Federal Employment Agency

## SHARE OF EMPLOYEES IN THE CCI DISTRICT AS A PERCENTAGE OF ALL EMPLOYEES IN HESSE (%)

as of 30<sup>th</sup> June 2025



Source: Federal Employment Agency

# COMMUTERS

as of 30<sup>th</sup> June 2025

	Fankfurt CCI district <sup>1</sup>	FC	HT	MT <sup>1</sup>
Employees at place of residence	535,360	338,995	94,302	102,063
Employees at place of work	865,293	651,125	102,313	111,855
Inbound commuters	566,276	424,678	62,948	78,650
Outbound commuters	236,711	112,822	54,975	68,914

<sup>1</sup> Including Hochheim am Main (Wiesbaden CCI district)

FC: Frankfurt City, HT: Hochtaunus, MT: Main-Taunus; Source: Federal Employment Agency

# VOCATIONAL TRAINING

as of 2025

	Total number of trainees	Newly registered training contracts	Number of candidates	Pass rate (%)
Industrial occupations	4,410	1,421	1,674	86
thereof				
Metal	1,519	495	486	83
Electrical engineering	1,964	612	648	85
Mining and quarrying	110	45	127	72
Chemistry, physics, biology	649	199	273	98
Printing	146	60	126	87
Other occupations	22	10	14	86
Commercial occupations	7,173	2,879	3,112	84
thereof				
Industrial clerk	342	117	150	91
Trade	1,562	702	771	80
Bank clerk	431	171	128	98
Insurance clerk	338	125	114	78
Accommodation and food service activities	1,110	447	461	80
Transportation and storage	656	254	288	81
Other occupations	2,717	1,059	1,193	87
Special jobs by BBiG	17	4	7	71
<b>Total</b>	<b>11,583</b>	<b>4,300</b>	<b>4,786</b>	<b>85</b>

Source: Frankfurt am Main CCI

## FURTHER EDUCATION

as of 2025

	Candidates	Passed	Pass rate (%)
Industrial-technical occupations	482	261	54
thereof			
Bachelor Professionals (CCI) in the industrial sector ('Industriemeister')	314	186	59
Bachelor Professionals (CCI) in the technical sector ('Fachmeister')	94	50	53
Other occupations (industrial-technical)	74	25	34
Commercial and related occupations	1,256	813	65
thereof			
Master Professionals (CCI) in the commercial sector ('Betriebswirte')	37	24	65
Bachelor Professionals (CCI) in the commercial sector ('Fachkaufleute')	138	94	68
Bachelor Professionals (CCI) in the commercial sector ('Fachwirte')	699	404	58
Other occupations (commercial)	382	291	76
Training of trainers	1,623	1,273	78
<b>Total</b>	<b>3,361</b>	<b>2,347</b>	<b>70</b>

Source: Frankfurt am Main CCI

## TOURISM

as of 2025

	Fankfurt CCI district <sup>1</sup>	FC	HT	MT <sup>1</sup>
Establishments open (December)	443	279	98	66
Bed capacity (December)	80,157	64,830	8,196	7,131
Number of visitors (January–December)	7,277,949	6,362,525	430,401	485,023
Overnight stays (January–December)	13,224,596	11,023,600	1,240,058	960,938
Bed occupancy rate (%) (January–December)	41.8	47.0	41.3	37.1
Duration of stay (days)	2.2	1.7	2.9	2.0

<sup>1</sup> Including Hochheim am Main (Wiesbaden CCI district)

FC: Frankfurt City, HT: Hochtaunus, MT: Main-Taunus; Source: Statistical Office Hesse

## CHANGE SINCE 2015 (%)

	Fankfurt CCI district <sup>1</sup>	FC	HT	MT <sup>1</sup>
Number of arrivals	22.2	24.6	-9.5	28.4
Overnight stays	22.7	27.0	-6.6	24.8
Establishments open (December)	-9.4	5.3	-24.6	-29.8
Bed occupancy (December)	33.4	43.0	-1.4	10.8

<sup>1</sup> Including Hochheim am Main (Wiesbaden CCI district)

FC: Frankfurt City, HT: Hochtaunus, MT: Main-Taunus

# PURCHASING POWER

as of 2025

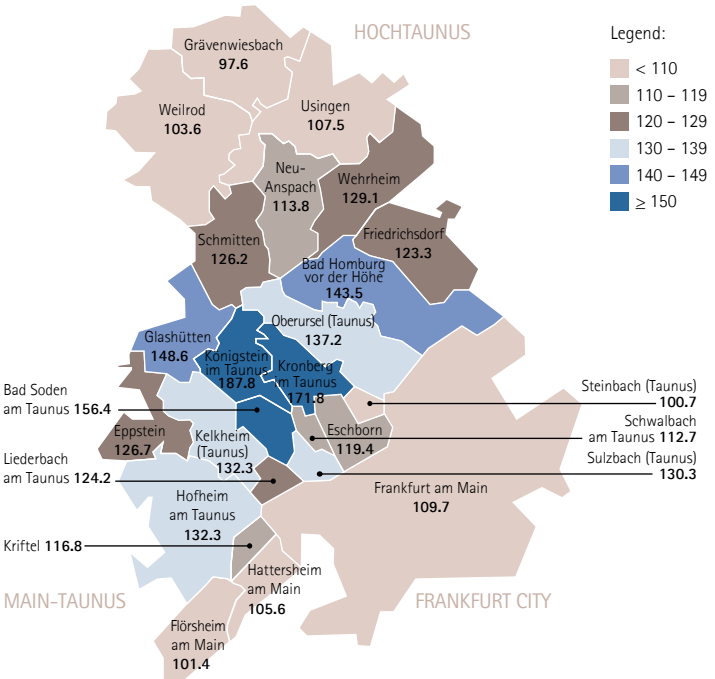
	Frankfurt CCI district	FC	HT	MT <sup>1</sup>
Purchasing power in Euro (millions)	44,396	25,717	10,199	9,132
Purchasing power index per inhabitant <sup>2</sup>	117.5	109.7	136.1	123.4

<sup>1</sup> Including Hochheim am Main (Wiesbaden CCI district)

<sup>2</sup> per inhabitant (average of the Federal Republic of Germany = 100.0)

FC: Frankfurt City, HT: Hochtaunus, MT: Main-Taunus

## PURCHASING POWER INDEX



Source: Michael Bauer Research GmbH

# TRAFFIC FIGURES

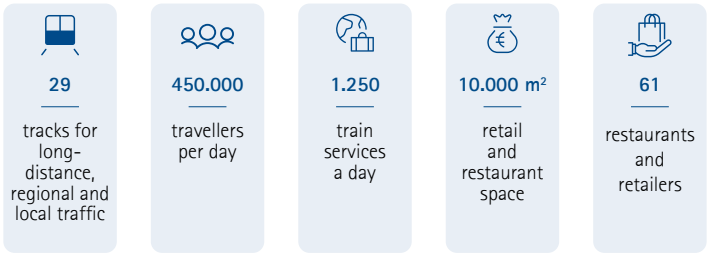
## FRANKFURT AIRPORT

	2023	2024	2025	Difference between 2024   2025 (%)
Passengers (million)	59.4	61.6	63.2	2.6
Airfreight (million tons)	1.9	2.0	2.0	1.2
Airmail ('000 tons)	41.0	37.1	34.3	-7.6
Aircraft movements ('000)	430.4	440.9	460.3	4.4

Source: Fraport AG

## MAIN RAILWAY STATION FRANKFURT AM MAIN

Germany's most important rail traffic hub. | as of 2026



Quelle: DB InfraGo AG

## ROAD NETWORK

in km | as of 2026

	Fankfurt CCI district <sup>1</sup>	FC	HT	MT <sup>1</sup>
Federal motorways <sup>2</sup>	108.7	71.4	12.6	24.7
Federal roads	231.2	92.3	78.2	60.7
State roads	424.8	91.1	188.0	145.7
Country roads	219.0	98.3	91.7	28.9
<b>Total road network</b>	<b>983.6</b>	<b>353.2</b>	<b>370.5</b>	<b>260.0</b>

<sup>1</sup> Including Hochheim am Main (Wiesbaden CCI district)

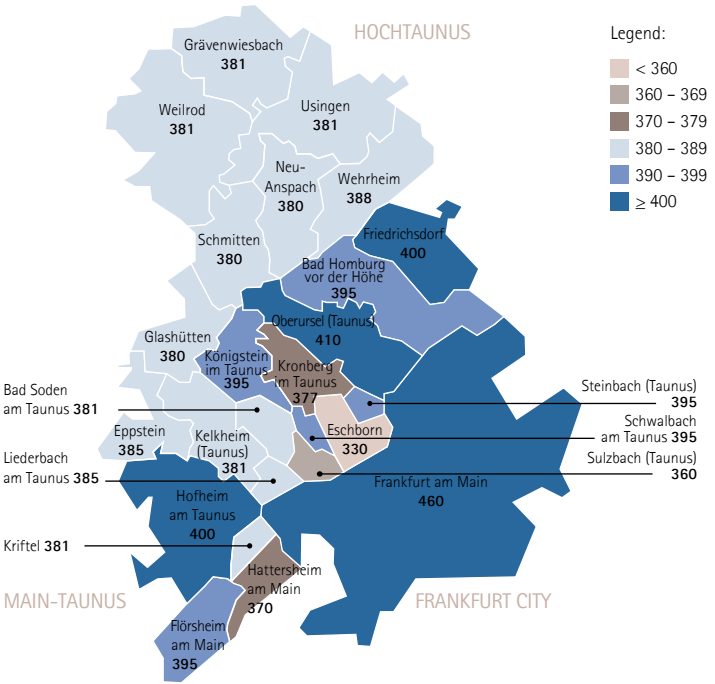
<sup>2</sup> Federal highways excluding branches; federal, state and district roads including branches

Minor differences are due to rounding.

FC: Frankfurt City, HT: Hochtaunus, MT: Main-Taunus; Source: Hessen Mobil, Wiesbaden

# TRADE TAX ASSESSMENT RATES

as of 2026



Source: Frankfurt am Main CCI

## IMPRINT

### PUBLISHER

Chamber of Commerce and Industry Frankfurt am Main  
Börsenplatz 4  
60313 Frankfurt am Main

### EDITORIAL STAFF

Justus Lenz, Vivien Papenbrock, Minna Heinola

### GRAPHIC AND LAYOUT

Sabrina Becker

### PHOTO CREDIT

Birgit Reitz-Hofmann - adobe.stock.com, title

### DATA STATUS

June 2026

Reproduction – even in part – is permitted only with indication of the source; a specimen copy is requested.

This publication has been prepared to the best of our knowledge. No warranty or liability is assumed for the accuracy and completeness of the information provided.

This publication is available for download only.



[www.frankfurt-main.ihk.de](http://www.frankfurt-main.ihk.de)

**Chamber of Commerce and Industry  
Frankfurt am Main**

Börsenplatz 4  
D-60313 Frankfurt am Main

**CCI Service Center**

Schillerstrasse 11  
D-60313 Frankfurt am Main  
Telephone +49 69 2197-1280  
Telefax +49 69 2197-1548  
[info@frankfurt-main.ihk.de](mailto:info@frankfurt-main.ihk.de)

**CCI Branch Hochtaunus | Main-Taunus**

Ludwigstrasse 10  
D-61348 Bad Homburg  
Telephone +49 6172 1210-0  
Telefax +49 6172 22612  
[homburg@frankfurt-main.ihk.de](mailto:homburg@frankfurt-main.ihk.de)

Stay in touch:



**IHK**

Chamber of Commerce and Industry  
Frankfurt am Main